



Press-fitting system

LAA Series Servo Actuator

Features

LAA Series Servo Actuator



± 0.005 mm

High repeatability
With HIWIN AC motor

1600N

High thrust

100%

100% duty cycle

200 mm/s

High speed



PDL

Process Description Language

Easy-use process description language embedded.

1. Homing by directly searching index
2. Homing by touching hard stop
3. Use I/O interface to trigger motions.
4. Re-enable to resume an unfinished absolute positioning
5. Jog Motion by digital inputs
6. Jog Motion by analog inputs
7. Continuous Motion in force/torque mode

Modbus

Simple and robust
communication interface



High-speed network
communications interface

Auto Tune

Auto Tune function

Servo loop gains can be
easily set without complex
procedures via Auto Tune.

0.006 sec

High acceleration responses

AC servo motor speed can
change from -3000 to +3000
rpms in as little as 0.006
seconds.

Model Description

LAA 1-1 1 B-250-2 C-1-2-A0-A-J-S

Type

1: Square tube

Motor

11: 100W(INC)(STD)
12: 100W(ABS)
41: 400W(INC)(STD)
42: 400W(ABS)

Brake

0: Without brake
B: With brake(STD)

Stroke

050: 50mm
100: 100mm
150: 150mm
200: 200mm
250: 250mm

Lead

2: 2.5mm (100W)
5: 5mm (400W)

Accuracy

C: General
P: Precision

Reduction ratio

1: 1(100W)
2: 1.41(400W)

Standard special

S: Standard
E: Customized

From

J: J type

Back fixture

A: None(STD)
B: Hole of PIN
F: Flange
E: Customized

Front Flange

0: None
F: Flange(STD)
E: Customized

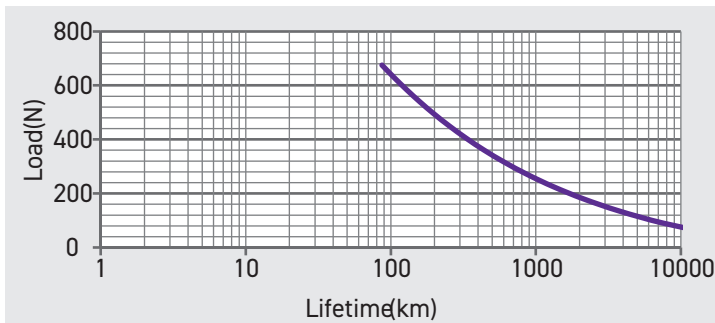
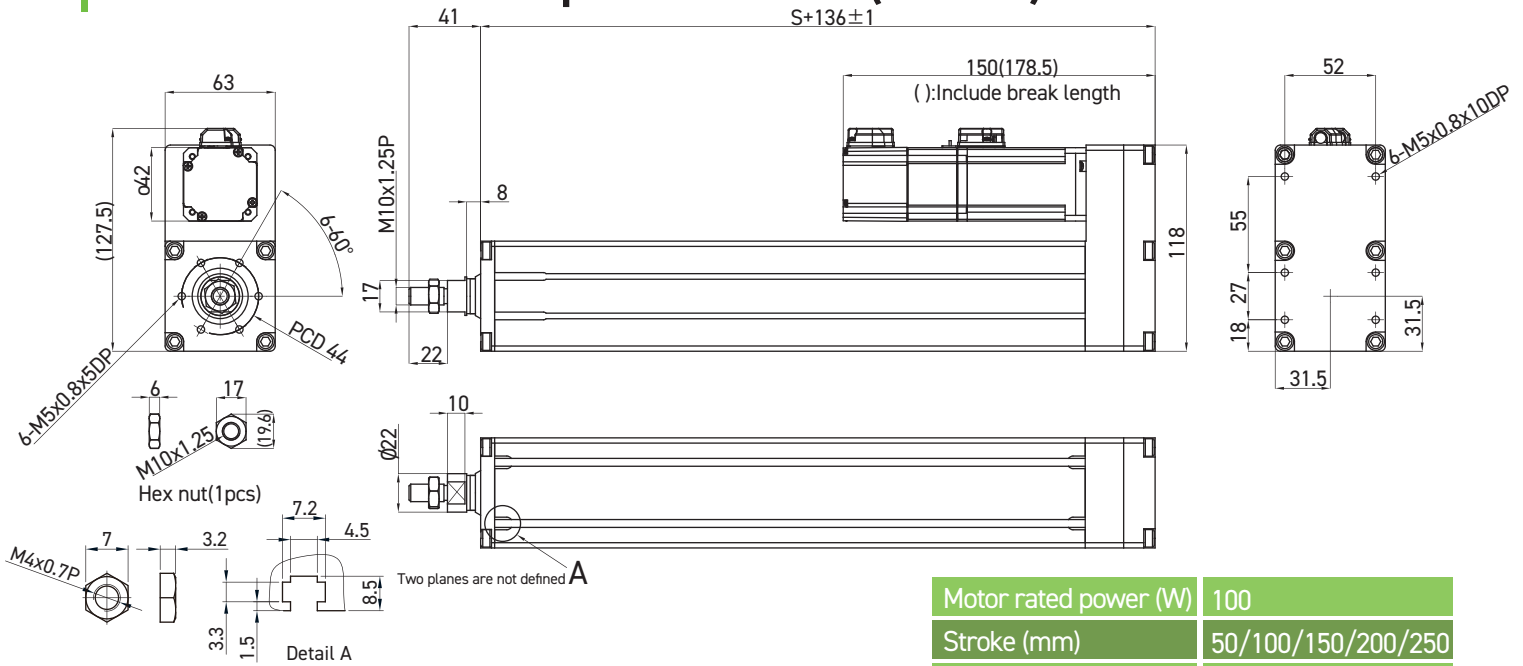
Piston rod

A: Outer thread (M10x1.25Px22L 100W)[STD]
B: Outer thread (M16x1.5Px30L 400W)[STD]
C: Hole of PIN
D: Inner thread (M10x1.25Px20L 100W)
E: Customized
F: Inner thread (M16X1.5PX30L 400W)

Limit

0: None
2: 2pcs(STD)
Other quantity shall be assessed by
HIWIN

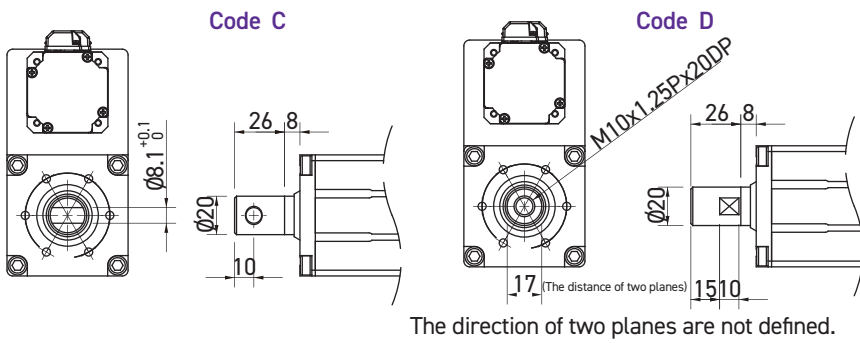
Dimensions and Specifications(100W)



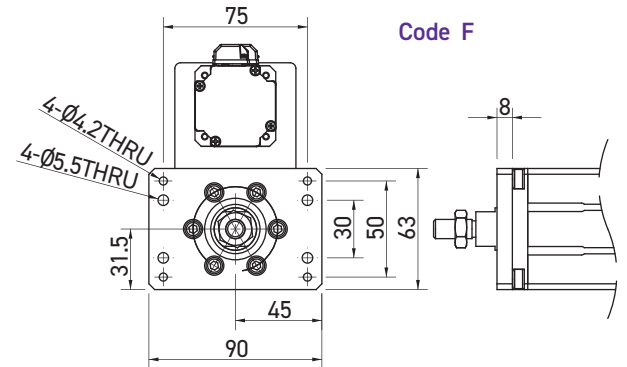
Note: 1) The result of unidirectional repeatability is measured by HIWIN inspected method.
 2) The theory lifetime of linear actuator as shown in figure.

Motor rated power (W)	100
Stroke (mm)	50/100/150/200/250
Rated Force (N)	450
Max. speed (mm/s)	150($S \leq 200$) 130($200 < S \leq 250$)
Rated speed (mm/s)	100
Lead (mm)	2.5
Reduction ratio	1
Repeatability(mm) ¹⁾	C: ± 0.02 P: ± 0.005
Duty cycle (%)	100
IP	IP54

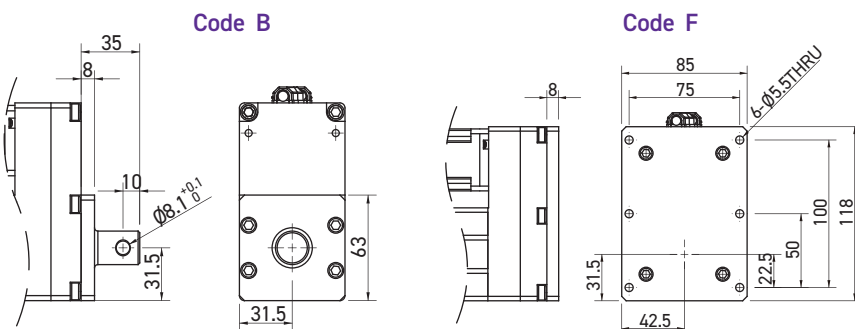
■ Type of piston rod



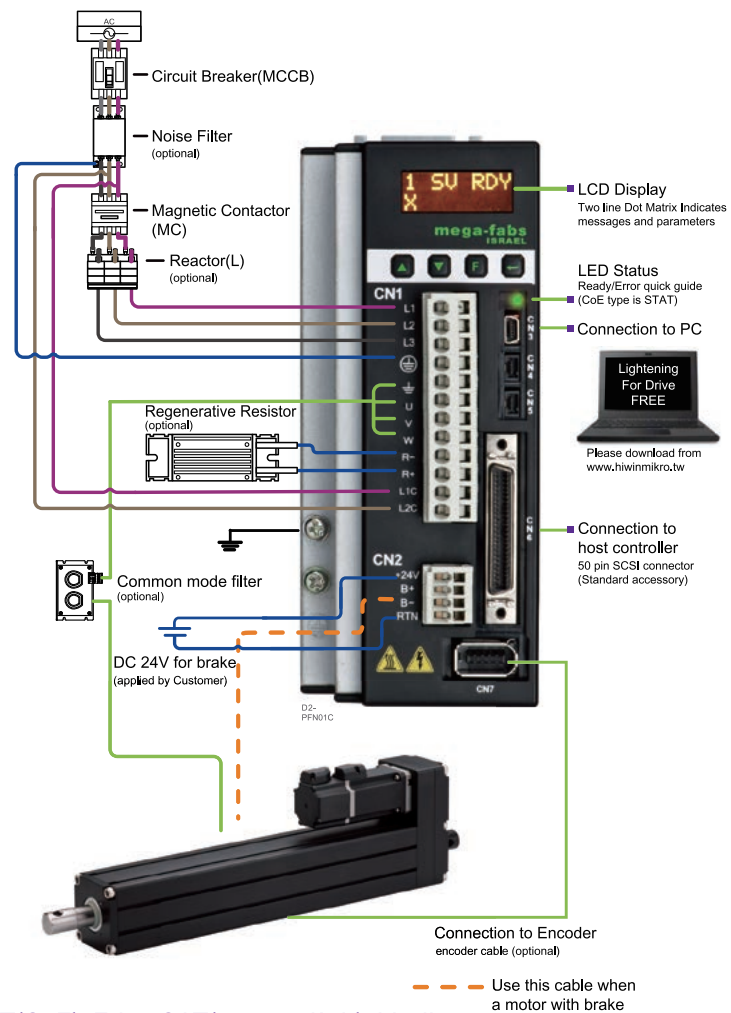
■ Type of front flange



■ Type of Back fixture



Interface Directions



Note1:Interface:Pulse/Analog command, EtherCAT(CoE), EtherCAT(mega-ulink), Modbus

Note2:Voltage range:1/3 phase 220VAC

HIWIN®

Motion Control and System Technology

HIWIN MIKROSYSTEM CORP.

No.6, Jingke Central Rd.,
Taichung Precision Machinery Park,
Taichung 408211, Taiwan
Tel: +886-4-23550110
Fax: +886-4-23550123
www.hiwinmikro.tw
business@hiwinmikro.tw

Global Sales And Customer Service Site

HIWIN GmbH
OFFENBURG, GERMANY
www.hiwin.de
www.hiwin.eu
info@hiwin.de

HIWIN JAPAN
KOBE · TOKYO · NAGOYA · NAGANO ·
TOHOKU · SHIZUOKA · HOKURIKU ·
HIROSHIMA · FUKUOKA · KUMAMOTO,
JAPAN
www.hiwin.co.jp
info@hiwin.co.jp

HIWIN USA
CHICAGO · SILICON VALLEY, U.S.A.
www.hiwin.com
info@hiwin.com

HIWIN Schweiz GmbH
JONA, SWITZERLAND
www.hiwin.ch
info@hiwin.ch

HIWIN s.r.o.
BRNO, CZECH REPUBLIC
www.hiwin.cz
info@hiwin.cz

HIWIN SINGAPORE
SINGAPORE
www.hiwin.sg
info@hiwin.sg

HIWIN KOREA
SUWON · MASAN, KOREA
www.hiwin.kr
info@hiwin.kr

HIWIN CHINA
SUZHOU, CHINA
www.hiwin.cn
info@hiwin.cn

HIWIN Srl
BRUGHERIO, ITALY
www.hiwin.it
info@hiwin.it